

2017 Australian Conference of Economists, Sydney, 19-21 July 2017

Does Systematic Sampling Preserve Granger Causality with an Application to High Frequency Financial Data?

Tilak Abeysinghe, Michael O'Neill and
Gulasekaran Rajaguru

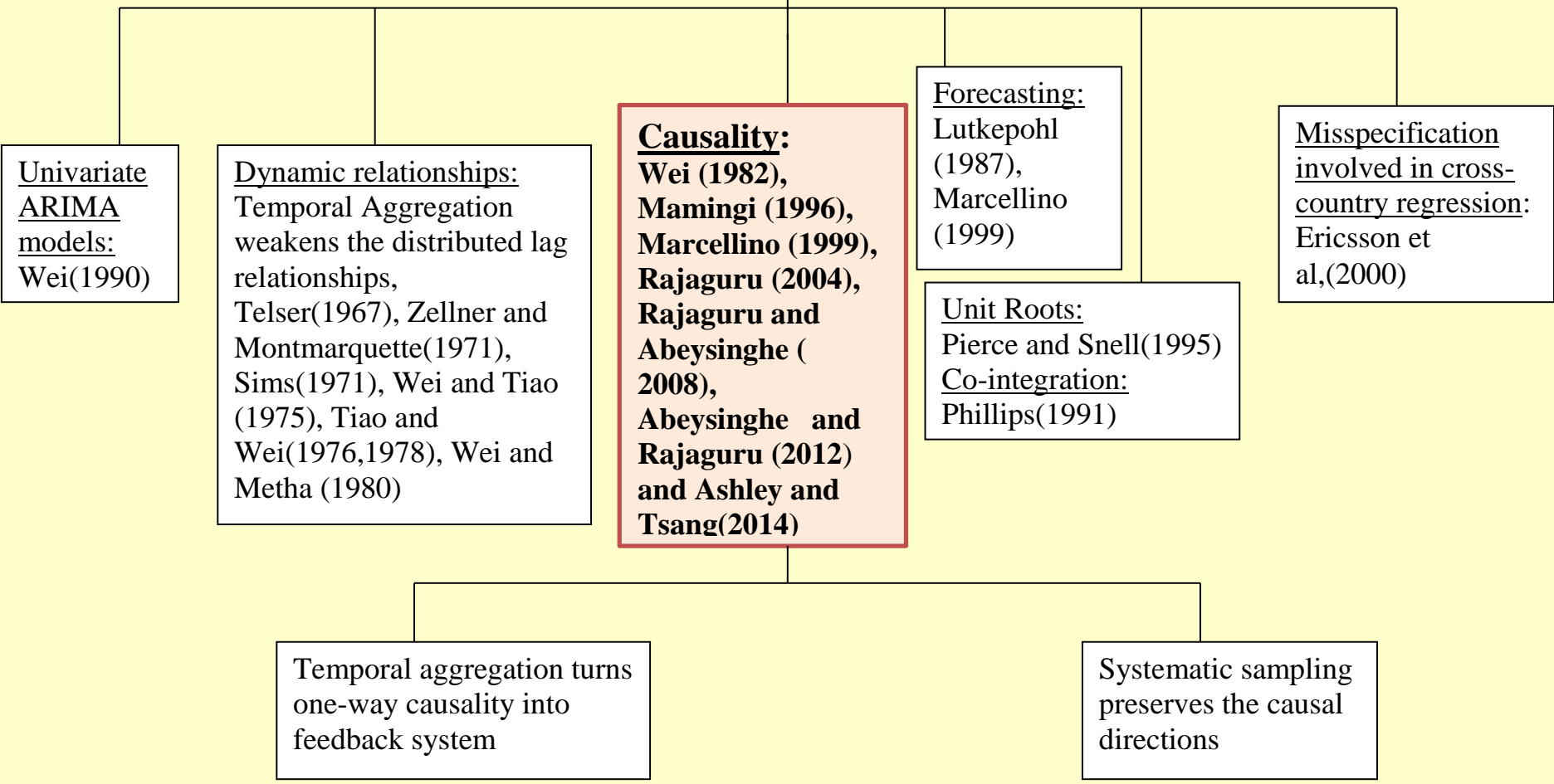
Motivation

There was a lot of high powered analysis of this topic, but I came away from a reading of it with the feeling that it was one of the most unfortunate turnings for econometrics in the last two decades, and it has probably generated more nonsense results than anything else during that time.

-Pagan (1989)

Literature Review

Temporal Aggregation /
Systematic Sampling



Univariate ARIMA models:
Wei(1990)

Dynamic relationships:
Temporal Aggregation weakens the distributed lag relationships, Telser(1967), Zellner and Montmarquette(1971), Sims(1971), Wei and Tiao (1975), Tiao and Wei(1976,1978), Wei and Metha (1980)

Causality:
Wei (1982), Mamingi (1996), Marcellino (1999), Rajaguru (2004), Rajaguru and Abeyasinghe (2008), Abeyasinghe and Rajaguru (2012) and Ashley and Tsang(2014)

Forecasting:
Lutkepohl (1987), Marcellino (1999)

Misspecification involved in cross-country regression:
Ericsson et al,(2000)

Unit Roots:
Pierce and Snell(1995)
Co-integration:
Phillips(1991)

Temporal aggregation turns one-way causality into feedback system

Systematic sampling preserves the causal directions

Systematic Sampling

- Let $z_t = (z_{1t}, z_{2t}, \dots, z_{nt})$, $t=1, 2, \dots, T$ be an equally spaced n-variate basic disaggregated series.
- Systematic sampling : $Z_\tau = z_{m\tau}$ ($\tau = 1, 2, \dots, N$ and $T=mN$) - sampling from z_t at every m^{th} interval (m is a positive integer).

Systematic Sampling

- Let $w_t = (w_{1t}, w_{2t}, \dots, w_{nt})$, $w_{jt} = (1-L)^{d_j} z_{jt}$, be a weakly stationary process.
- where $\gamma_{ii}^w(k)$ is the autocovariance of the i -th component, w_{it} at lag k .
- $\gamma_{ij}^w(k)$ is the cross covariance between i -th and j -th components
- $\gamma_{ii}^w(0)$ is the variance of the i -th series

Relationship between disaggregated and Systematic Sampled Series

$$W_{j\tau} = (1-L)^{d_j} Z_{j\tau} = (1-L^m)^{d_j} z_{jm\tau} = (1+L+\dots+L^{m-1})^{d_j} w_{jm\tau} .$$

- The d_j -th difference of the systematically sampled series (j -th component) is simply the weighted sum of the d_j -th difference of the basic series.

Relationship between cross-covariances of disaggregated and Systematic Sampled Series

Proposition 1

The cross covariance between i -th and j -th components of the systematically sampled series $W_{i\tau}$ and $W_{j\tau-k}$ can be expressed in terms of cross covariances of the i -th and j -th components of the basic disaggregated series W_{it} and W_{jt} , that is,

$$\gamma_{ij}^W(k) = Cov(W_{i\tau}, W_{j\tau-k}) = (1 + L + L^2 + \dots + L^{m-1})^{d_i+d_j} \gamma_{ij}^w(mk + d_j(m-1)) \quad (1)$$

$$\gamma_{ji}^W(k) = Cov(W_{j\tau}, W_{i\tau-k}) = (1 + L + L^2 + \dots + L^{m-1})^{d_i+d_j} \gamma_{ji}^w(mk + d_i(m-1)) \quad (2)$$

Systematic Sampling and Granger Causality

consider the following bivariate VAR(1) system with $z_{1t} \sim I(d_1)$

and $z_{2t} \sim I(d_2)$ such that $w_{it} = (1-L)^{d_i} z_{it}$ for $i=1,2$:

$$\begin{pmatrix} w_{1t} \\ w_{2t} \end{pmatrix} = \begin{pmatrix} \varphi_{11} & \varphi_{12} \\ \varphi_{21} & \varphi_{22} \end{pmatrix} \begin{pmatrix} w_{1t-1} \\ w_{2t-1} \end{pmatrix} + \begin{pmatrix} e_{1t} \\ e_{2t} \end{pmatrix}, \quad \begin{pmatrix} e_{1t} \\ e_{2t} \end{pmatrix} \sim N\left(\begin{pmatrix} 0 \\ 0 \end{pmatrix}, \begin{pmatrix} \sigma_1^2 & 0 \\ 0 & \sigma_2^2 \end{pmatrix}\right),$$

- $\varphi_{12} \neq 0$ implying Granger causality from w_2 to w_1
- $\varphi_{21} \neq 0$ implying Granger causality from w_1 to w_2

Systematic Sampling and Granger Causality

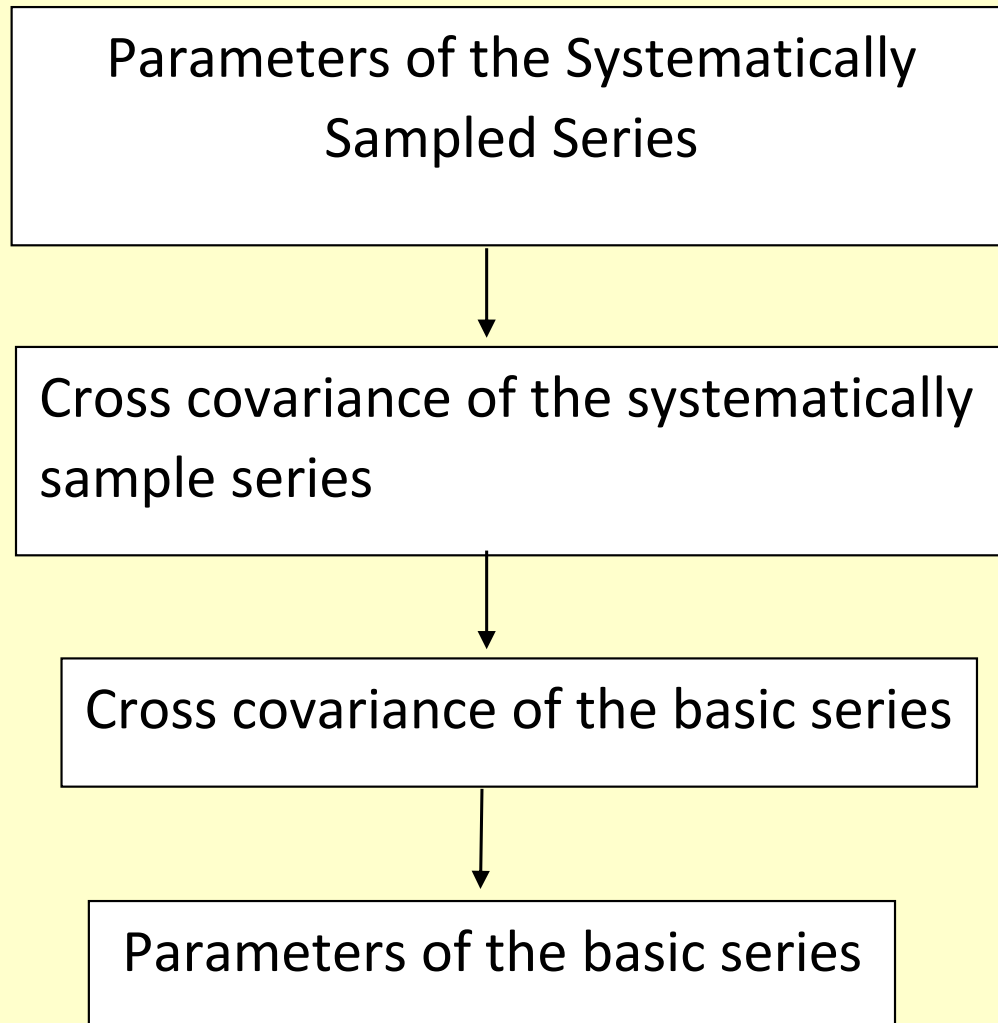
consider the following bivariate VAR(1) system based on systematically sampled series:

$$\begin{pmatrix} W_{1\tau} \\ W_{2\tau} \end{pmatrix} = \begin{pmatrix} \phi_{11}^* & \phi_{12}^* \\ \phi_{21}^* & \phi_{22}^* \end{pmatrix} \begin{pmatrix} W_{1\tau-1} \\ W_{2\tau-1} \end{pmatrix} + \begin{pmatrix} E_{1\tau} \\ E_{2\tau} \end{pmatrix},$$

$$p \lim \hat{\phi}_{11}^* = \frac{\gamma_{11}^W(1)\gamma_{22}^W(0) - \gamma_{12}^W(1)\gamma_{12}^W(0)}{\gamma_{11}^W(0)\gamma_{22}^W(0) - (\gamma_{12}^W(0))^2}, \quad p \lim \hat{\phi}_{12}^* = \frac{\gamma_{12}^W(1)\gamma_{11}^W(0) - \gamma_{11}^W(1)\gamma_{12}^W(0)}{\gamma_{11}^W(0)\gamma_{22}^W(0) - (\gamma_{12}^W(0))^2},$$

$$p \lim \hat{\phi}_{21}^* = \frac{\gamma_{21}^W(1)\gamma_{22}^W(0) - \gamma_{22}^W(1)\gamma_{12}^W(0)}{\gamma_{11}^W(0)\gamma_{22}^W(0) - (\gamma_{12}^W(0))^2}, \quad p \lim \hat{\phi}_{22}^* = \frac{\gamma_{22}^W(1)\gamma_{11}^W(0) - \gamma_{21}^W(1)\gamma_{12}^W(0)}{\gamma_{11}^W(0)\gamma_{22}^W(0) - (\gamma_{12}^W(0))^2}$$

Systematic Sampling and Granger Causality



Case 1: No Granger causality between the variables in the disaggregated form

$$\begin{pmatrix} w_{1t} \\ w_{2t} \end{pmatrix} = \begin{pmatrix} \varphi_{11} & \varphi_{12} \\ \varphi_{21} & \varphi_{22} \end{pmatrix} \begin{pmatrix} w_{1t-1} \\ w_{2t-1} \end{pmatrix} + \begin{pmatrix} e_{1t} \\ e_{2t} \end{pmatrix}$$

Here $\varphi_{12} = \varphi_{21} = 0$ and with $\sigma_{12} = 0$

Proposition 2

If there does not exist Granger causality between the basic series then the Granger causality between the systematically sampled series is also absent.

Case 2: Causality between the disaggregated series is one-sided

$$\begin{pmatrix} w_{1t} \\ w_{2t} \end{pmatrix} = \begin{pmatrix} \phi_{11} & \phi_{12} \\ \phi_{21} & \phi_{22} \end{pmatrix} \begin{pmatrix} w_{1t-1} \\ w_{2t-1} \end{pmatrix} + \begin{pmatrix} e_{1t} \\ e_{2t} \end{pmatrix}$$

Here $\phi_{12} = 0$ and $\phi_{21} \neq 0$ and with $\sigma_{12} = 0$

Theorem 1

Systematic sampling induces spurious bi-directional Granger causality among the variables if the uni-directional causality runs from a non-stationary series to either a stationary or a non-stationary series.

Equivalently, systematic sampling induces spurious bi-directional Granger causality among the variables if $d_1 > 0$.

Case 3: Causality between the disaggregated series is bi-directional

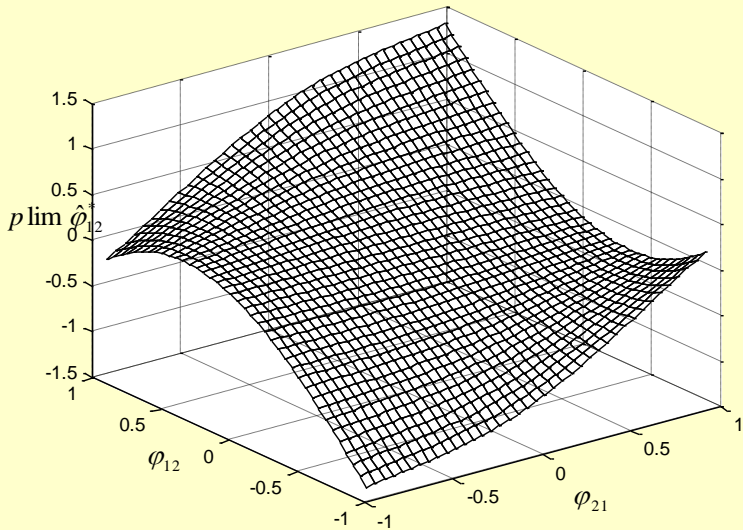
$$\begin{pmatrix} w_{1t} \\ w_{2t} \end{pmatrix} = \begin{pmatrix} \phi_{11} & \phi_{12} \\ \phi_{21} & \phi_{22} \end{pmatrix} \begin{pmatrix} w_{1t-1} \\ w_{2t-1} \end{pmatrix} + \begin{pmatrix} e_{1t} \\ e_{2t} \end{pmatrix}$$

Here $\phi_{12} \neq 0$ and $\phi_{21} \neq 0$ and with $\sigma_{12} = 0$

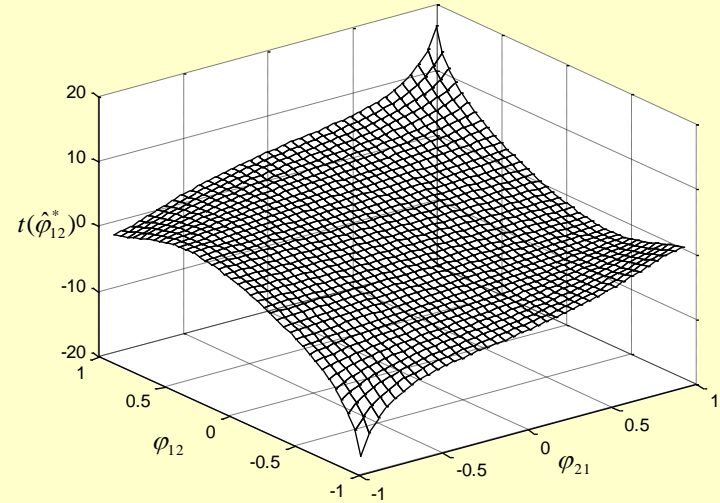
- *Bi-directional causal system becomes uni-directional at the lower level of aggregation (systematic sampling) and subsequently becomes no-causality among the variables of interest*
- *All causal informations concentrate on contemporaneous relationships at the higher level of aggregation*

Case 3: Monte Carlo Simulation

$p \lim \hat{\varphi}_{12}^*$ from a feedback system when $\varphi_{11} = \varphi_{22} = 0$, $m=3$ and $d_1 = d_2 = 0$



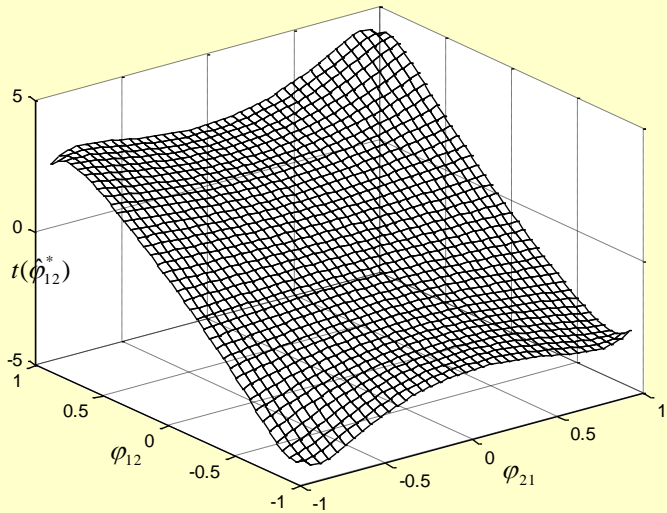
$m=3$



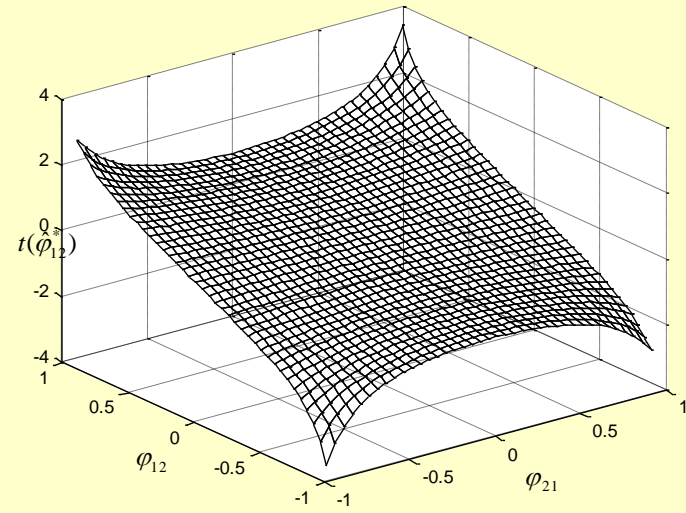
$m=3$

Case 3: Monte Carlo Simulation

$t(\hat{\phi}_{12}^*)$ from a feedback system when $\varphi_{11} = \varphi_{22} = 0$, $m=12$ and 60 and $d_1 = d_2 = 0$



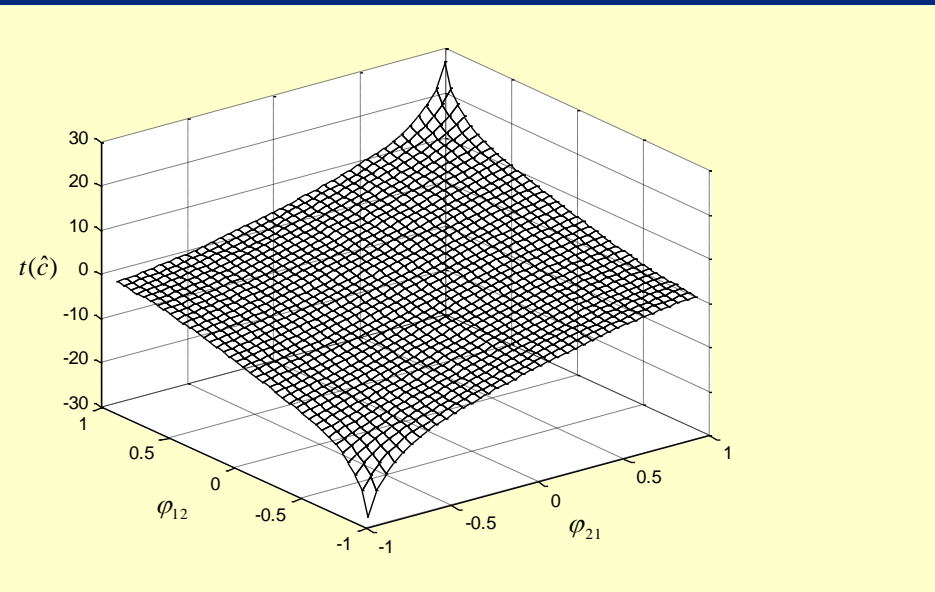
$m=12$



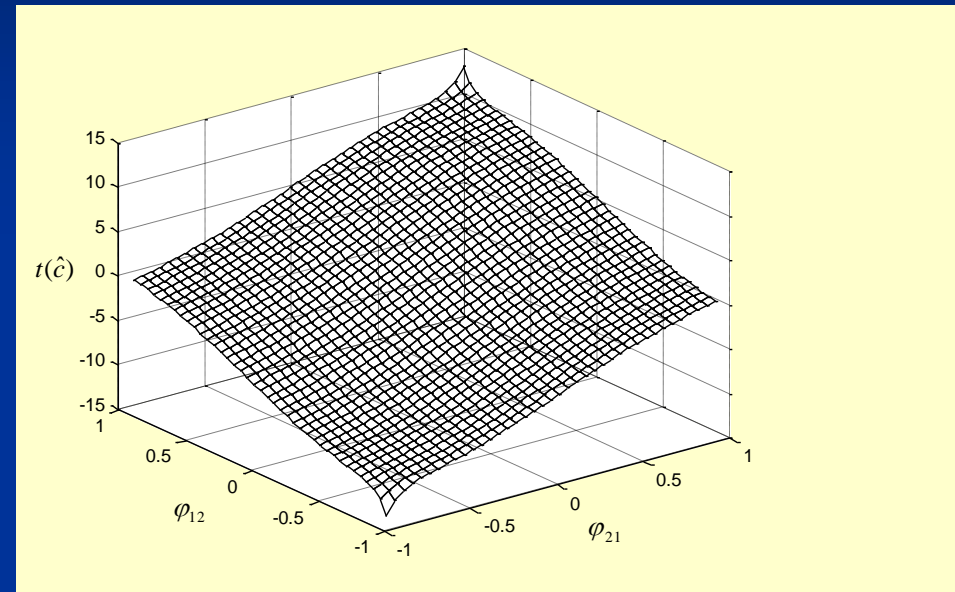
$m=60$

Case 3: Monte Carlo Simulation

$t(\hat{c})$ from a feedback system when $\varphi_{11} = \varphi_{22} = 0$, $m=12$ and 60 and $d_1 = d_2 = 0$



$m=12$



$m=60$

Contemporaneous Regression

$$w_{1t} = cw_{2t} + v$$

Applications

- Bi-directional Granger causality has been highlighted in studies using high frequency data (Frijns et al, 2015; Bollen, O'Neill and Whaley, 2016).
- Data sourced from Jan 2010 to Dec 2014 from Thompson Reuters SIRCA portal and Bloomberg:
 - US equities: S&P 500 index (SPX).
 - Equity index futures: E-Mini futures index (SC1/ES1).
 - “Investor fear gauge”: CBOE Volatility Index (VIX).
 - Futures on VIX: S&P VIX futures short term index (SPVXSTR/VST)

Application 1: SPX vs VIX $I(0)/I(0)$

$$\begin{pmatrix} SPX_t \\ VIX_t \end{pmatrix} = \begin{pmatrix} \varphi_{11} & \varphi_{12} \\ \varphi_{21} & \varphi_{22} \end{pmatrix} \begin{pmatrix} SPX_{t-1} \\ VIX_{t-1} \end{pmatrix} + \begin{pmatrix} e_{1t} \\ e_{2t} \end{pmatrix}$$

		1-minute				5-minutes				10-minutes			
		Both	SPX	VIX	None	Both	SPX	VIX	None	Both	SPX	VIX	None
15 Sec	Both	63	38	20	3	42	33	16	33	26	12	4	82
	SPX	81	590	14	96	40	388	8	345	22	107	0	652
	VIX	11	12	59	15	5	5	34	53	0	1	9	87
	None	7	19	21	200	2	11	10	224	0	3	4	240

Note: Rejection frequencies of Granger non-causality at the 5% level of significance

Application 2: *VIX vs SPVXSTR I(0)/I(1)*

$$\begin{pmatrix} VIX_t \\ \Delta VST_t \end{pmatrix} = \begin{pmatrix} \varphi_{11} & \varphi_{12} \\ \varphi_{21} & \varphi_{22} \end{pmatrix} \begin{pmatrix} VIX_{t-1} \\ \Delta VST_{t-1} \end{pmatrix} + \begin{pmatrix} e_{1t} \\ e_{2t} \end{pmatrix}$$

		1-minute				5-minutes				10-minutes			
		Both	VIX	VST	None	Both	VIX	VST	None	Both	VIX	VST	None
15 Sec	Both	566	118	322	23	32	176	335	486	14	226	143	646
	VIX	2	57	1	2	0	49	0	13	0	35	0	27
	VST	9	21	7	2	4	23	4	8	1	17	2	19
	None	1	3	2	16	0	2	0	20	0	1	0	21

Note: Rejection frequencies of Granger non-causality at the 5% level of significance

Application 3: *ES1* vs SPVXSTR *I(1)/I(1)*

$$\begin{pmatrix} \Delta ES1_t \\ \Delta VST_t \end{pmatrix} = \begin{pmatrix} \varphi_{11} & \varphi_{12} \\ \varphi_{21} & \varphi_{22} \end{pmatrix} \begin{pmatrix} \Delta ES1_{t-1} \\ \Delta VST_{t-1} \end{pmatrix} + \begin{pmatrix} e_{1t} \\ e_{2t} \end{pmatrix}$$

		5-minutes				10-minutes			
		Both	ES1	VST	NONE	Both	ES1	VST	NONE
1-minute	Both	219	383	237	147	63	176	198	549
	ES1	8	54	6	26	5	21	7	61
	VST	7	6	19	14	1	2	11	32
	NONE	1	0	5	20	0	0	1	25

Note: Rejection frequencies of Granger non-causality at the 5% level of significance

Conclusion

- If there does not exist Granger causality between the basic series then the Granger causality between the systematically sampled series is also absent.
- Systematic sampling induces spurious bi-directional Granger causality among the variables if the uni-directional causality runs from a non-stationary series to either a stationary or a non-stationary series.
- As m increases $\text{VAR}(1)$ becomes $\text{VAR}(0)$.
 - All causal inferences concentrate on contemporaneous relationship among the variables due to systematic sampling of integrated process. However, interestingly, the spurious contemporaneous relationships do not disappear even if the sampling interval is larger.

Thank you!